



Risk Assessment and Method Statement

Tribute at Lymm RFC to honour the memory of Gary Fletcher - 5th June 2020

This document provides details of the outcome of a risk assessment undertaken by Lymm RFC in order to maximise the safety of members and friends attending the tribute to Gary Fletcher, and minimise any impact on neighbours and highways in the vicinity of Lymm RFC on Friday 5th June 2020

- Permission to hold this tribute event has been received in advance from the Cheshire Police – Log reference 963770.
- Our primary risk assessment focuses on the safety of all attendees in the context of Covid-19 and their general well-being from a H&S perspective.
- All buildings on the Lymm RFC site will be closed throughout the event – there will be no access to toilets or any areas of the Club House building – attendees will have controlled access to designated outside areas only.
- Access and egress to the designated outside areas will be managed by marshals for car parking and Ushers for assisting attendees to access pre-marked locations, satisfying current Government guidelines for social distancing, within the main car park area.
- Attendees who have limited mobility or are defined as being vulnerable in the context of Covid-19 will be allowed to stay within their vehicle parked within a designated location in the main car park.
- Vehicular and pedestrian access to the club premises will be managed to ensure a one-way progression is maintained both, prior to the event as attendees arrive and after the event as attendees leave. Attendees must at all times follow instructions from the marshals and ushers



Risk Assessment and Method Statement

Tribute at Lymm RFC to honour the memory of Gary Fletcher - 5th June 2020

- Vehicular and pedestrian access has been designed, and will be managed, to ensure there is clear separation between routes of access and egress to maximise the safety of pedestrians. At the end of the event all vehicles will be held in designated car parking areas until all pedestrians have left the premises – at which point they will be marshalled from the parking areas to the exit on to Crouchley Lane. Vehicles parked in the “Reserved Parking Area” (RPA) will be released after pedestrians but prior to other vehicles.
- Social distancing will be maintained at all times. Attendees and Marshals can use PPE (Face Coverings) if they choose to do so, but it is not compulsory to use this to attend the event.
- Pre-event communications will encourage attendees to travel to the Rugby Club wherever possible on foot to minimise the level of vehicles requiring access.
- Attendees will be actively discouraged from parking or standing along Crouchley Lane to minimise impact on the local highways. The approval from the Police is contingent on not parking on Crouchley Lane.
- A formal notification of this event will be posted, in advance of the event, through the letter boxes of neighbours living adjacent to the Rugby Club on Crouchley Lane and Manor Road.
- Timings:
 - The funeral cortege is due to arrive at the Rugby Club at 11.30am.
 - Attendees will be requested to arrive from 10.45am but by 11.15am at the latest.
- Access to the premises will be closed and locked once all attendees have vacated the premises.



Risk Assessment and Method Statement

Tribute at Lymm RFC to honour the memory of Gary Fletcher - 5th June 2020

- At the request of Gary's family, Lymm Rugby Club members are requested to wear an item of clothing in the Club's colours or bearing the Club's emblem.
- The tribute is open to non-members of the Rugby Club.
- Attendees are respectfully requested to clap as the funeral cortege enters the Club premises and continue to do so until it leaves.
- The Club will not be accepting donations on the day.

The following pages provide an overview of the Method Statement that has been planned to address the identified risks for this event. All attendees are requested to familiarise themselves with the content and ensure they can meet Government guidelines on the day.

Planning meetings will take place on Monday 1st June 2020 by Zoom and on Thursday 4th June 2020 for Marshals and organisers at the Club's facilities at Beechwood. Social distancing will be maintained at all times.

Further communications will be made via the Club's website www.lymmrugby.co.uk.

Vehicular access/egress Details;

Access;
Vehicles will enter through main gates and will be directed through the area behind the Squash Courts and through the walled garden to point A.

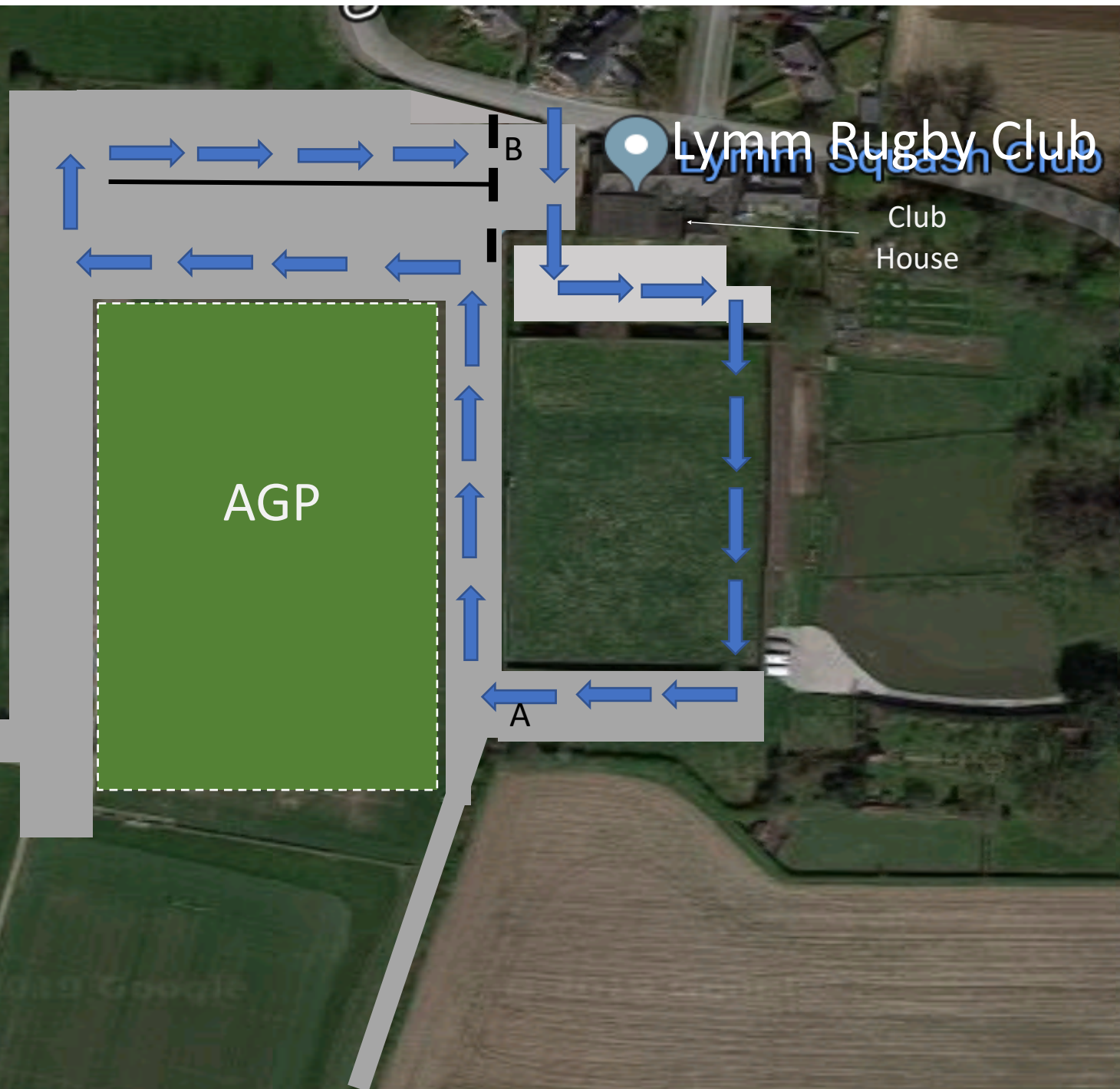
Parking starts at point A and flows back to fill the area at the end of the walled garden, then fill the walled garden, then fill the area behind the squash courts

Egress;
Post "Drive-By" all vehicles exit via the hardstand area between the wall and AGP and out through point B

Vehicles will maintain a one-way flow through the walled garden prior to the Drive-By and via the main carpark post Drive-By

Marshals will direct vehicles throughout the event.

Scale, approx.
50 metres



Pedestrian access/egress details;

Pedestrians will access/egress the main carpark via the main entrance and "exit" gate – green arrows – and will be guided to one of the social distancing points marked out on the carpark, filling defined locations from the bottom of the car park on the North side first

Passengers from cars will access the main carpark from the walled garden –yellow arrows - maintaining a 1 way route and maintaining 2m social distancing en-route and filling the marked spaces from the bottom of the carpark

Passengers will return to their cars via the area behind the squash courts - Red arrows - to maintain a one way flow of people at all times and allow cars to leave via the hard standing area along the wall.

Ushers will help to guide attendees to relevant locations.

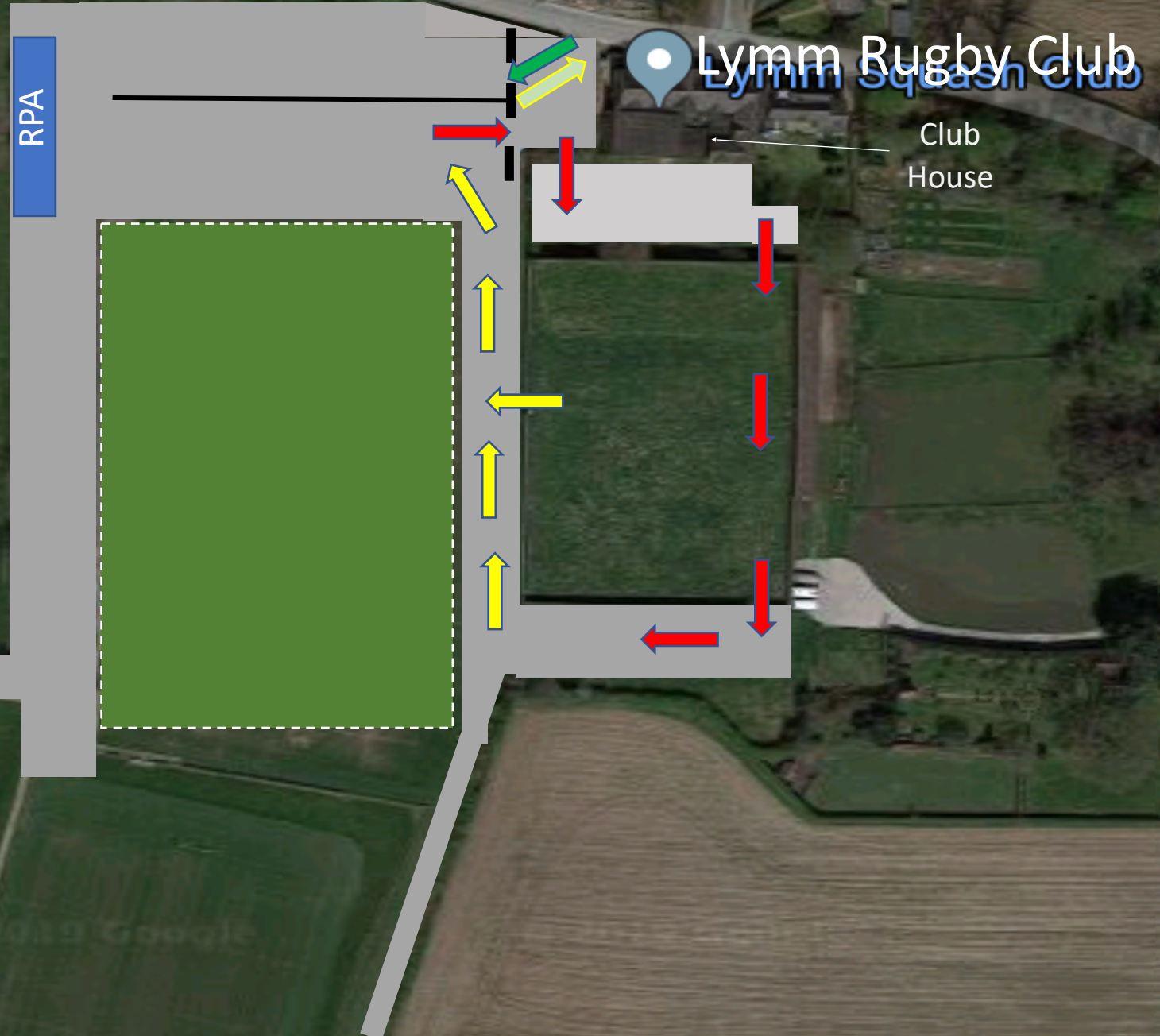
Scale, approx.
50 metres



RPA

Lymm Rugby Club
Lymm Squash Club

Club House




Location of social distancing positions for members and friends

Members and friends are required to maintain 2m separation, either as singles or in family groups – marker points will be visible on the floor at 3m centres to ensure a 2m separation is maintain.

Members and Friends will be required to maintain a 2m separation at all times whilst moving within the club boundaries.

A reserved parking area “RPA” will be provided for friends and members who are unable to leave their vehicles. Access to this area will be managed by marshals on the day



Scale, approx.
50 metres

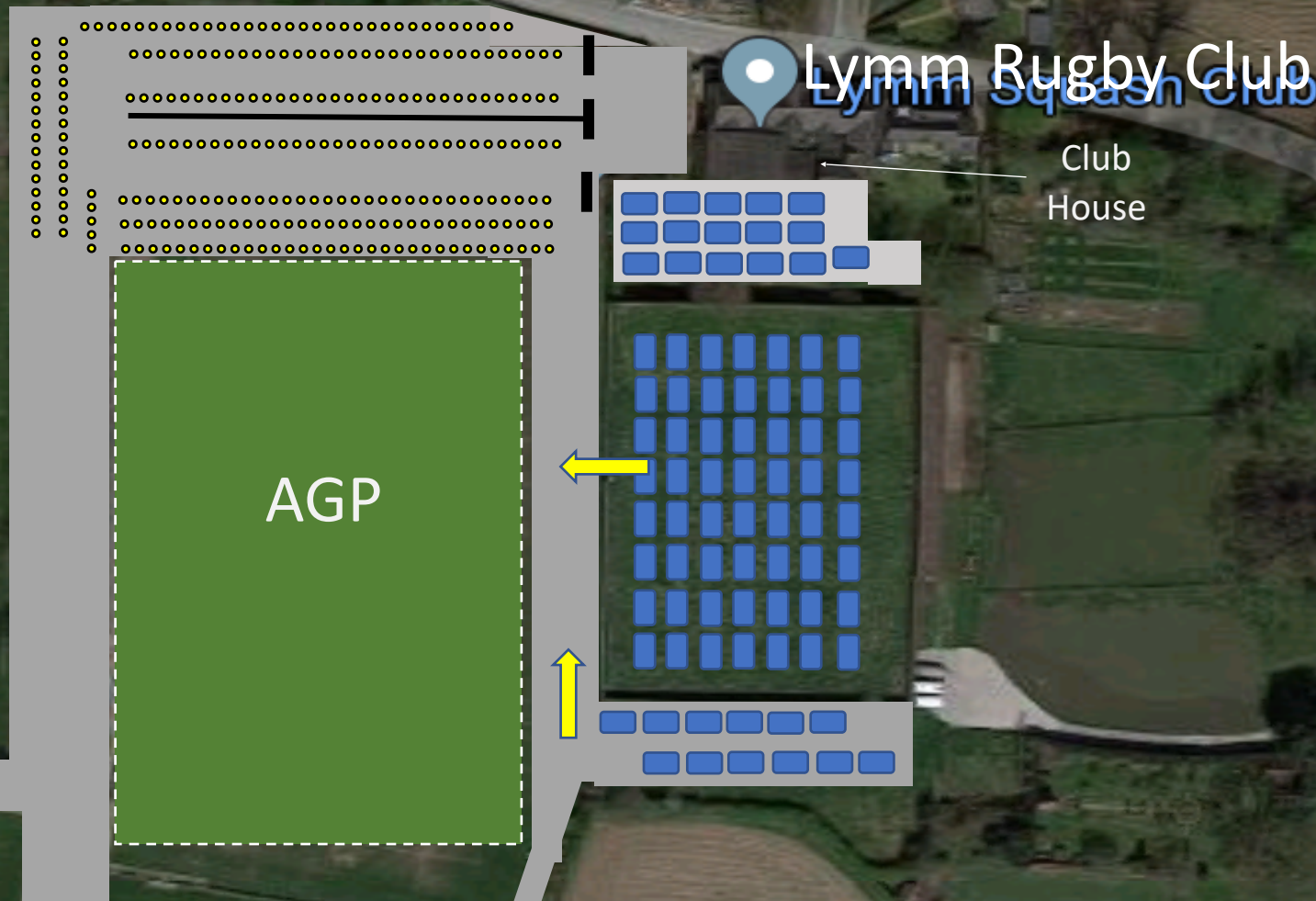


Parking Arrangements;

Parking will be managed to maximise the space as shown – passengers can access the main carpark via the Arch or the bottom exit from the walled garden.

A one way direction must be maintained at all times. Passengers will be encouraged to enter the main car park by walking back through the area behind the squash courts and not along the wall of the Walled Garden

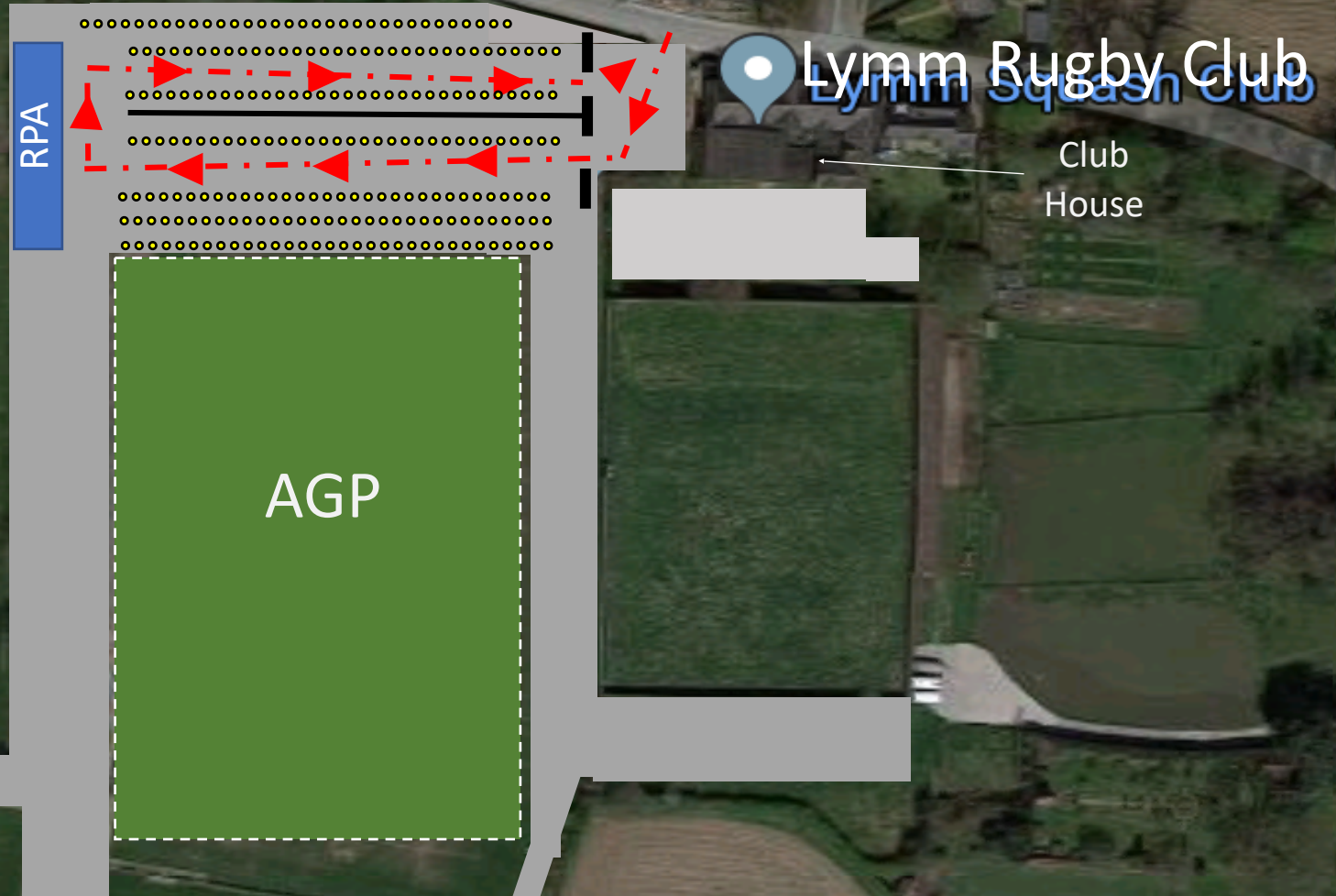
It may be necessary to park some larger vehicles in the car park between the walled garden and the squash courts



Route of Funeral Cortège

The funeral cortege will enter the carpark and follow the normal flow route – perhaps stopping for a few minutes on the in run and the out run – to be agreed prior to the event.

Once the cortege has left the carpark, marshals will manage the egress of attendees as per the notes herein.



Scale, approx.
50 metres